A LIFETIME OF HEALTHCARE

THE COSTS OF 85 YEARS OF LIFE

Ages 6 - 12 • $1,515/yr
For most people, this period marks the lowest cost their healthcare will ever be. Activity during this time largely consists of routine PCP visits, dental work, and occassional acute emergency visits for colds. Children with developmental disorders (autism, aspergers, ADHD, speech disorders) have much more activity.

Lifetime: $29,682

Ages 17 - 30 • $3,065/yr
Costs rise fast in the late teens and twenties. Much of this is attributed to maternity and chidbirth, which can cost $50K or more in a given year. Most other spend in this time is reactive emergency care for acute events. Substance abuse peaks during this period. In their twenties, most people will use the ER more than at any other point until they are seventy.

Lifetime: $81,096

Ages 35 - 45 • $3,977/yr
Costs flatten out in this decade for the only time in the 85-year span. Maternity costs give way to a rising frequency of joint and back pain, as well as increasing rates of depression. Hospitalizations, specialist visits, and specialty procedures begin to increase, but not as rapidly as they will in the next decade.

Lifetime: $140,764

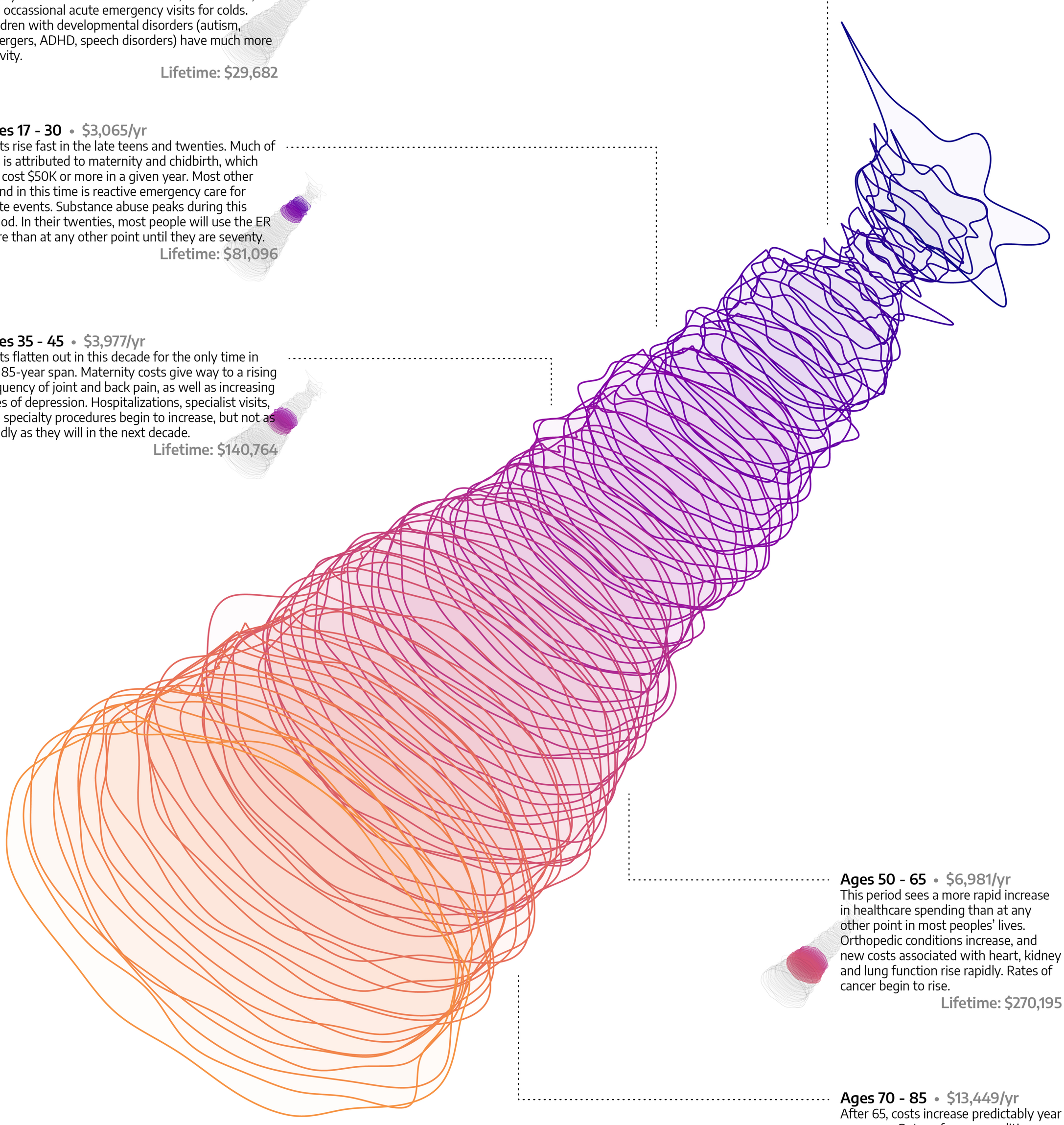

Ages 50 - 65 • $6,981/yr
This period sees a more rapid increase in healthcare spending than at any other point in most peoples' lives. Orthopedic conditions increase, and new costs associated with heart, kidney and lung function rise rapidly. Rates of cancer begin to rise.

Lifetime: $270,195

Ages 70 - 85 • $13,449/yr
After 65, costs increase predictably year over year. Rates of many conditions increase steadily. Heart failure, stroke, end stage renal disease, diabetes, COPD become common. Joint pain continues, now with large volumes of joint replacement procedures. Cancers of the lung, skin and prostate are dominant costs. Most patients go to the ER once every few years.



Lifetime: $524,664

EXPLAINING THE VISUAL

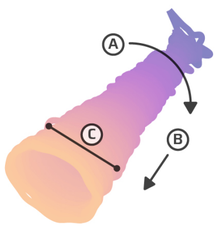

A. Each ring is one year of life, from Jaunary around to December - an average taken from over 100K patients each year.

B. Rings progress from 0 years of age at the top, to 87 years of age at the bottom. Age is also color-coded for easier reading.

C. Ring radius shows the total cost of healthcare services for the given year and month. The apparent forced perspective is actually just steady cost increases as we age.

ARCADIA™

© 2019 ARCADIA.IO